



Tableau Prep File Name: WorldIndicators.tflx

Background:	An awesome sample output documentation from RapidDox		
Requested by:	Your Product Owner	Requested date:	2022-01-01
Developed by:	Your Tableau Flow Developer	Completed date:	2022-01-01
Audience:	Your Tableau Flow Consumers.		

Overall Summary Stats

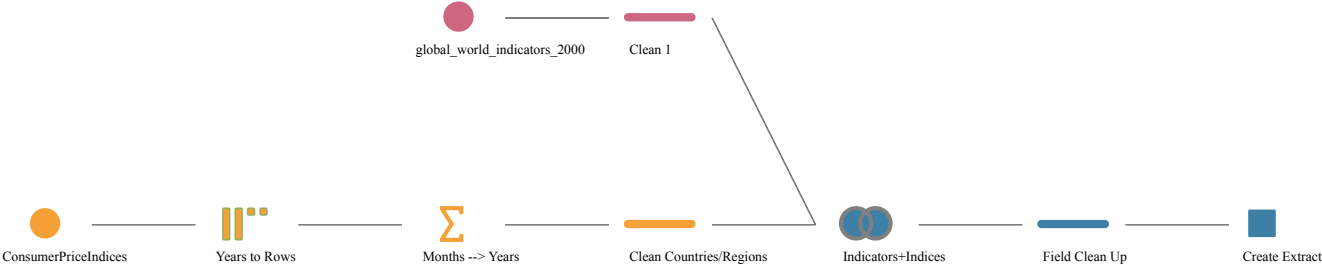
	Counts
Connections #	2
Input Steps #	2
Output Steps #	1
Input Fields #	52
Join Steps #	1
Pivot Steps #	1
Aggregate Steps #	1
Clean Steps #	3
Actions #	16

Connections

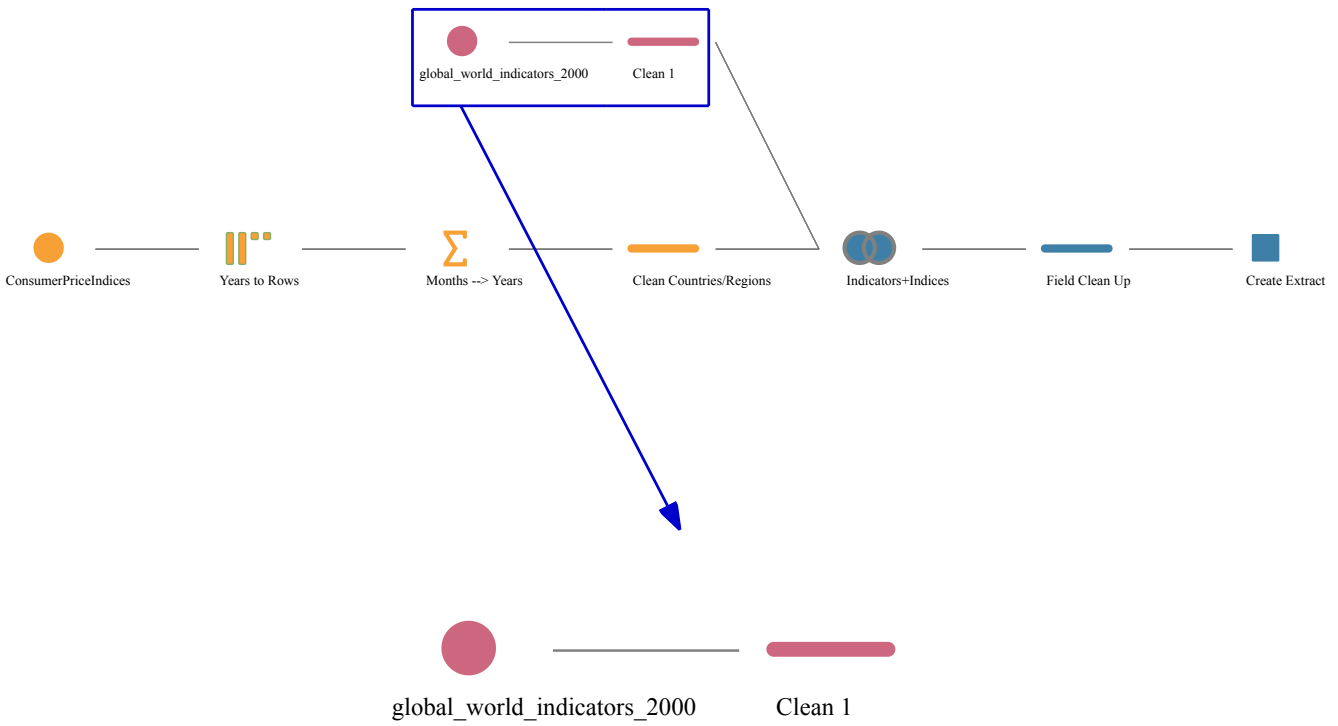
Name	Connection Type	Is Packaged?	File Name
ConsumerPriceIndices_E_All_Data.csv	.v1.SqlConnection	true	
global_world_indicators_2000.csv	.v1.SqlConnection	true	

Flow to *Create Extract* Output

Flow Diagram



Section 1



1.1 Summary Stats

	Counts
Input Steps #	1
Input Fields #	28
Clean Steps #	1
Actions #	7

1.2. global_world_indicators_2000 - Input Step

Step Type	Connection Name	Contains Header
LoadCsvInputUnion	global_world_indicators_2000.csv	true

1.2.1 Input Fields

Field Name	Field Type	Collation
Business Tax Rate	string	LEN_RUS
Ease of Business	string	LEN_RUS
Energy Usage	integer	
Internet Usage	real	
Life Expectancy Male	integer	
Hours to do Tax	string	LEN_RUS
GDP	real	
Birth Rate	real	
Population 65+	real	
Population Urban	real	
Population 15-64	real	
File Paths	string	binary
Population Total	integer	
Tourism Outbound	real	
Infant Mortality Rate	real	
Lending Interest	real	
Life Expectancy Female	integer	
Ease of Business (clusters)	string	LEN_RUS
CO2 Emissions	string	LEN_RUS
Tourism Inbound	real	
Year	date	
Health Exp/Capita	integer	
Mobile Phone Usage	real	
Region	string	LEN_RUS
Health Exp % GDP	real	
Country/Region	string	LEN_RUS
Days to Start Business	string	LEN_RUS
Population 0-14	real	

1.3. Clean 1 - Clean Step

Clean Action
Remove Year 1 (RemoveColumns)
Remove Days to Start Business 1 (RemoveColumns)
Change Year to Number (whole) 1 (ChangeColumnType)
Clean 3 (Remap)
Add Calculation1 (AddColumn)
Change Year to String 1 (ChangeColumnType)
renamed Calculation1 to Year 1 (RenameColumn)

1.3.1 Remove Columns Action

Action Name	Column Names
Remove Year 1	Year
Remove Days to Start Business 1	Days to Start Business

1.3.3 Change Column Type Action

Action Name	Column Name	Type	Calculation
Change Year to Number (whole) 1	Year	integer	
Change Year to String 1	Year	string	

1.3.4 Remap Action

Action Name	Column Name	Values
Clean 3	Country/Region	{"\Kyrgyzstan\":"\Kyrgyzstan\","Kyrgyz Republic\":"\United States\":"\United States\","United States of America\"}}

1.3.5 Add Column Action


Action Name	Column Name	Expression
Add Calculation1	Calculation1	LEFT([Year], 4)

1.3.7 Rename Column Action

Action Name	Column Name	Rename
renamed Calculation1 to Year 1	Calculation1	Year

Section 2

global_world_indicators_2000 Clean 1



2.1 Summary Stats

	Counts
Input Steps #	1
Input Fields #	24
Pivot Steps #	1
Aggregate Steps #	1
Clean Steps #	1
Actions #	6

2.2. ConsumerPriceIndices - Input Step

Step Type	Connection Name	Contains Header
LoadCsv	ConsumerPriceIndices_E_All_Data.csv	true

2.2.1 Input Fields

Field Name	Field Type	Collation
Area Code	integer	
Country/Region	string	LEN_RUS
Item Code	integer	
Item	string	LEN_RUS
Months Code	integer	
Months	string	LEN_RUS
Unit	string	LEN_RUS
Y2000	real	
Y2001	real	
Y2002	real	
Y2003	real	
Y2004	real	
Y2005	real	
Y2006	real	
Y2007	real	
Y2008	real	
Y2009	real	
Y2010	real	
Y2011	real	
Y2012	real	
Y2013	real	
Y2014	real	
Y2015	real	
Y2016	real	

2.3. Years to Rows - Pivot Step

Step Name	Actions - Before Pivot	Groups	Use Smart Defaults
Years to Rows	Filter (FilterOperation) - Default Remove Item Code + 4 more 1 (RemoveColumns) - Default	<pre>[{"expressions":[{"bindings":[{"bindingType":"literal","newColumnName":"Year","groupName":"2000"}, {"bindingType":"column","newColumnName":"Consumer Price Index","columnName":"Y2000"}]}, {"bindings":[{"bindingType":"literal","newColumnName":"Year","groupName":"2001"}, {"bindingType":"column","newColumnName":"Consumer Price Index","columnName":"Y2001"}]}, {"bindings":[{"bindingType":"literal","newColumnName":"Year","groupName":"2002"}, {"bindingType":"column","newColumnName":"Consumer Price Index","columnName":"Y2002"}]}, {"bindings":[{"bindingType":"literal","newColumnName":"Year","groupName":"2003"}, {"bindingType":"column","newColumnName":"Consumer Price Index","columnName":"Y2003"}]}, {"bindings":[{"bindingType":"literal","newColumnName":"Year","groupName":"2004"}, {"bindingType":"column","newColumnName":"Consumer Price Index","columnName":"Y2004"}]}, {"bindings":[{"bindingType":"literal","newColumnName":"Year","groupName":"2005"}, {"bindingType":"column","newColumnName":"Consumer Price Index","columnName":"Y2005"}]}, {"bindings":[{"bindingType":"literal","newColumnName":"Year","groupName":"2006"}, {"bindingType":"column","newColumnName":"Consumer Price Index","columnName":"Y2006"}]}, {"bindings":[{"bindingType":"literal","newColumnName":"Year","groupName":"2007"}, {"bindingType":"column","newColumnName":"Consumer Price Index","columnName":"Y2007"}]}, {"bindings":[{"bindingType":"literal","newColumnName":"Year","groupName":"2008"}, {"bindingType":"column","newColumnName":"Consumer Price Index","columnName":"Y2008"}]}, {"bindings":[{"bindingType":"literal","newColumnName":"Year","groupName":"2009"}, {"bindingType":"column","newColumnName":"Consumer Price Index","columnName":"Y2009"}]}, {"bindings":[{"bindingType":"literal","newColumnName":"Year","groupName":"2010"}, {"bindingType":"column","newColumnName":"Consumer Price Index","columnName":"Y2010"}]}, {"bindings":[{"bindingType":"literal","newColumnName":"Year","groupName":"2011"}, {"bindingType":"column","newColumnName":"Consumer Price Index","columnName":"Y2011"}]}, {"bindings":[{"bindingType":"literal","newColumnName":"Year","groupName":"2012"}, {"bindingType":"column","newColumnName":"Consumer Price Index","columnName":"Y2012"}]}, {"bindings":[{"bindingType":"literal","newColumnName":"Year","groupName":"2013"}, {"bindingType":"column","newColumnName":"Consumer Price Index","columnName":"Y2013"}]}, {"bindings":[{"bindingType":"literal","newColumnName":"Year","groupName":"2014"}, {"bindingType":"column","newColumnName":"Consumer Price Index","columnName":"Y2014"}]}, {"bindings":[{"bindingType":"literal","newColumnName":"Year","groupName":"2015"}]}]}</pre>	true

Step Name	Actions - Before Pivot	Groups	Use Smart Defaults
		{ "bindingType": "column", "newColumnName": "Consumer Price Index", "columnName": "Y2015" }, { "bindings": [{ "bindingType": "literal", "newColumnName": "Year", "groupName": "2016" }, { "bindingType": "column", "newColumnName": "Consumer Price Index", "columnName": "Y2016" }] }	

2.3.1 Filter Operation Action

Action Name	Filter Expressions	Is Before	Name Space
Filter	((([Item] == "Consumer Prices, Food Indices (2010 = 100)"))	true	Default

2.3.2 Remove Columns Action

Action Name	Column Names	Is Before	Name Space
Remove Item Code + 4 more 1	Item Code Item Months Code Months Unit	true	Default

2.4. Months --> Years - Aggregate Step

Step Name	Group By Fields	Aggregate Fields
Months --> Years	Year, Country/Region - GroupBy	Consumer Price Index - SUM, Number of Rows (Aggregated) - SUM

2.5. Clean Countries/Regions - Clean Step

Clean Action
Change Year to Number (whole) 1 (ChangeColumnType)
Clean 3 (Remap)
Change Consumer Price Index to Number (whole) 1 (ChangeColumnType)
Exclude Consumer Price Index:null 1 (RangeFilter)

2.5.1 Change Column Type Action

Action Name	Column Name	Type	Calculation
Change Year to Number (whole) 1	Year	integer	
Change Consumer Price Index to Number (whole) 1	Consumer Price Index	integer	

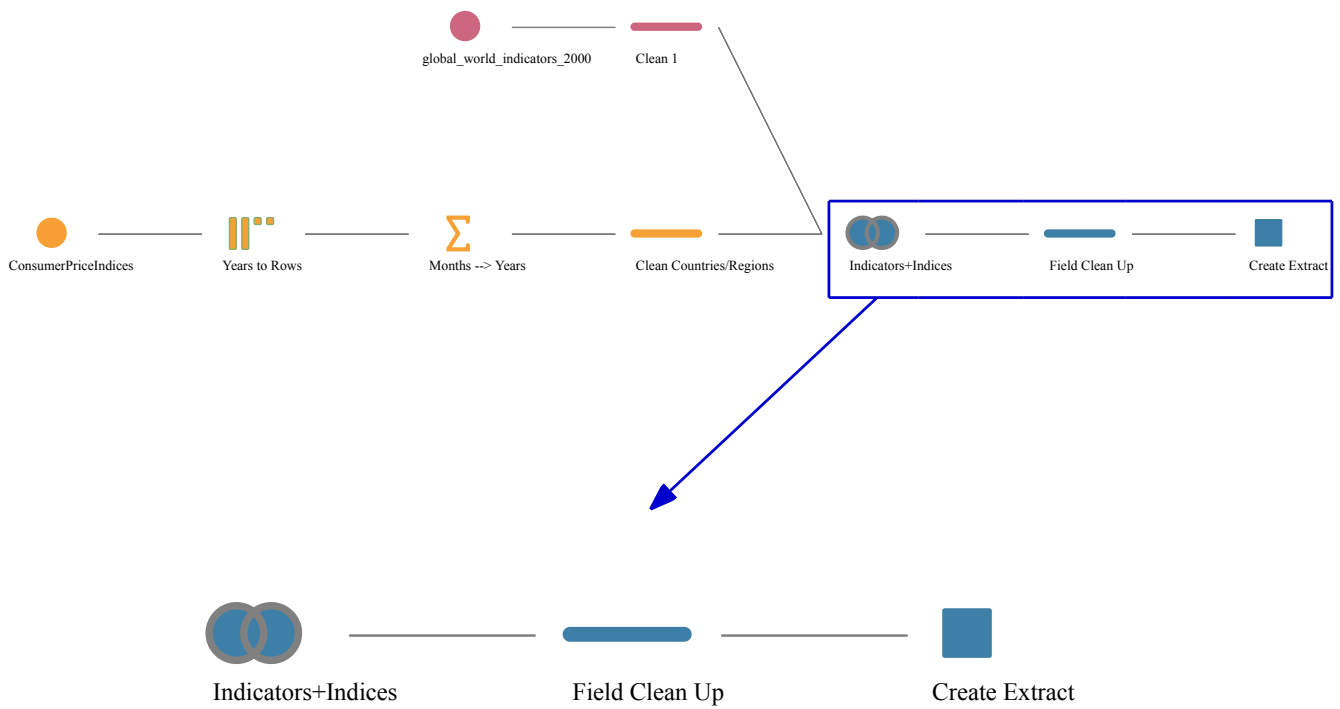
2.5.2 Remap Action

Action Name	Column Name	Values
Clean 3	Country/Region	{ "Iran": ["Iran", "Islamic Republic of Iran"], "Bolivarian Republic of Venezuela": ["Bolivarian Republic of Venezuela", "Venezuela"], "United States": ["United States of America", "United States"], "South Korea": ["Republic of Korea", "South Korea"], "Moldova": ["Republic of Moldova", "Moldova"], "Laos": ["Lao People's Democratic Republic", "Laos"] }

2.5.4 Range Filter Action

Action Name	Ranges
Exclude Consumer Price Index:null 1	Consumer Price Index-->[{"startValue": null, "includeStart": true, "endValue": null, "includeEnd": true}]

Section 3



3.1 Summary Stats

	Counts
Output Steps #	1
Join Steps #	1
Clean Steps #	1
Actions #	3

3.2. Indicators+Indices - Join Step

Step Name	Conditions	Join Type	Sources
Indicators+Indices	[{"leftExpression": "[Country/Region]", "rightExpression": "[Country/Region]", "comparator": "=="}, {"leftExpression": "[Year]", "rightExpression": "[Year]", "comparator": "=="}]	right	Clean 1 Clean Countries/Regions

3.3. Field Clean Up - Clean Step

Clean Action
Remove File Paths 1 (RemoveColumns)
Remove Number of Rows (Aggregated) + 2 more 1 (RemoveColumns)
renamed Consumer Price Index to CPI 1 (RenameColumn)

3.3.1 Remove Columns Action

Action Name	Column Names
Remove File Paths 1	File Paths
Remove Number of Rows (Aggregated) + 2 more 1	Number of Rows (Aggregated) Year-1 Country/Region-1

3.3.3 Rename Column Action

Action Name	Column Name	Rename
renamed Consumer Price Index to CPI 1	Consumer Price Index	CPI

3.4. Create Extract - Output Step

Step Name	Step Type	Hyper Output File	TDS Output
Create Extract	WriteToHyper	~/My Tableau Prep Repository/Datasources/Global Indicators.hyper	~/My Tableau Prep Repository/Datasources/Global Indicators.tds

Connections

Name	Connection Type	Is Packaged?	File Name
------	-----------------	--------------	-----------